



2024 SKID HOUSES

Ambush
Outdoor Products

SKID HOUSES,

WHY AMBUSH SKID HOUSES?

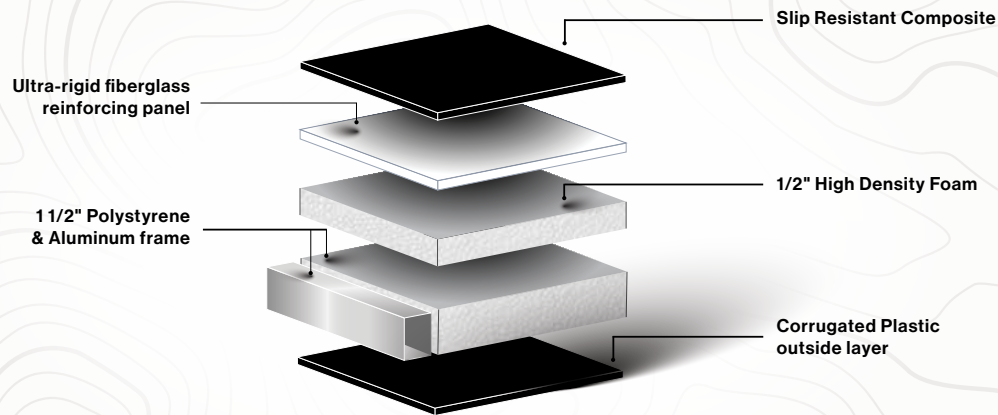
Ambush products create memories for multiple generations by allowing you to spend more time “out there.” All Ambush products feature strong welded frames, laminated panels with hard fastened corners and accessories, making the Ambush skid house extremely durable and resilient to the harsh conditions frozen waters can produce. Peace of mind is delivered with every Ambush skid house.

- **Fish Untouched Areas - Plowed Roads Not Necessary**
- **Multiple Floor Layouts**
- **Durable Integrated Attach Points**
- **Strong Welded Chassis**
- **No Wood Construction**
- **Extremely Mobile**
- **Finished Fiberglass Interior**
- **Gel Coat Fiberglass Exterior**
- **5 Year Protection Warranty**

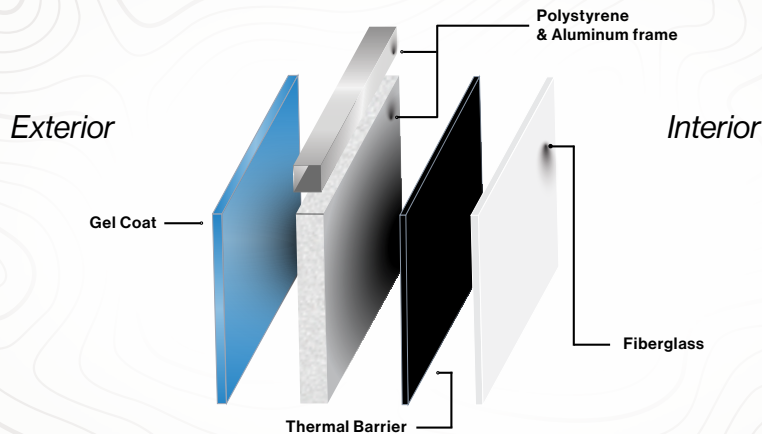


BETTER BUILT

OUR FLOORS



OUR WALLS



OUR WINDOWS

Dual-Pane, RV-Style Sliding Windows with Screens

OUR DOORS

30" Wide, Aluminum Frame, Insulated, Automotive-Grade Weather Seal

THE SLAMMER

NOW YOU CAN BRING EVERYONE
+ FISH IN TOTAL COMFORT

MSRP: From \$19,170

With room for the whole family, the Slammer gives you the space to pack up your favorite snacks and beverages and go make new memories on the ice. Whether you are looking for the comfort of a couch, the option of sleeping on the ice, a dinette for lunch or playing cards, or a perimeter hole layout, the Slammer skid house gives you the flexibility you have been looking for. Choose between a forced air heater enclosed in a cabinet with a countertop, or direct vent heat to help keep you warm on even the coldest days! With the strong aluminum chassis, you can tow from either direction with an ATV, UTV, or even a vehicle.

 **8' x 14'**



Weighs 1640 - 2000 lb

Depending on Floor Plan



STANDARD FEATURES INCLUDE

- ▶ 12V Battery Hookup
- ▶ 110V Generator Hookup with Multiple Interior Outlets
- ▶ Battery and Electrical Cabinet
- ▶ Multiple Interior Lights
- ▶ Exterior Light
- ▶ Tow Bar
- ▶ Propane Tank Tray and Mount
- ▶ Four Windows (36"x24") + Door Window


FLOOR PLAN OPTIONS



Outfitter with Heat



Outfitter



Weekender



Comfort Suite

THE SHANTY

A COZY + CUSTOMIZABLE
FAMILY WINTER RETREAT

STANDARD FEATURES INCLUDE

- ▶ 12V Battery Hookup
- ▶ 110V Generator Hookup with Multiple Interior Outlets
- ▶ Battery and Electrical Cabinet
- ▶ Multiple Interior Lights
- ▶ Exterior Light
- ▶ Tow Bar
- ▶ Propane Tank Tray and Mount
- ▶ Four Windows (36"x24") + Door Window

MSRP: From \$19,330

The Shanty is like a cozy cabin on skis. It's easy to get to your favorite angling spots, and has enough room for a whole group of fishers to make memories together. This skid house comes with three different layouts to fit your needs: A cozy yet compact home-away-from-home, a simple setup with maximum space for drilling into the ice, or rollover couches for relaxing overnight stays. The Shanty comes with the same great insulated walls and a durable aluminum frame, so you can keep making memories for years to come.

FLOOR PLAN OPTIONS



Shanty 12-P



Shanty 8H-C



Shanty 8H-L



6.5' x 14'



Weights 1380 - 1780 lb
Depending on Floor Plan



Ambush
Outdoor Products

THE SLAYER

**BIG ENOUGH FOR THE FAMILY,
LIGHT ENOUGH FOR ADVENTURE**

MSRP: From \$11,865

The Slayer skid house gives you the freedom to get out there more. Get on the ice earlier and stay later in the season. Staying longer on the ice equals more opportunities. Because the Slayer is lightweight, you have the flexibility to get off the plowed ice road and explore untraveled fishing areas! With many floor layouts and options available, the Slayer can be designed to fit you and your best fishing buddy, or to accommodate the family and share new moments together. The all-aluminum frame is built without wood or seams, leaving no opportunity for water to penetrate. The Slayer skid house is built on our durable and proven aluminum chassis allowing it to be pulled from either direction.

 **6.5' x 10'**



Weighs only 880 lb

Depending on Floor Plan



STANDARD FEATURES INCLUDE

- ▶ 12V Battery Tray and Hookup
- ▶ Interior Light
- ▶ Exterior Light
- ▶ Tow Bar
- ▶ Propane Tank Tray and Mount
- ▶ One Window (36"x24") + Door Window

FLOOR PLAN OPTIONS



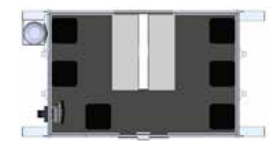
**Slayer 6H-C Rollover Couches,
Heater and Electronics Table**



**Slayer 6H-C with Benches and
Heater**



Slayer 6H-P with Heater



**Slayer 6H-P with Benches and
Heater**

STRYKER XL

EVERYTHING GREAT ABOUT THE
STRYKER, PLUS A LITTLE EXTRA

STANDARD FEATURES INCLUDE


- ▶ 12V Battery Tray and Hookup
- ▶ Interior Light
- ▶ Exterior Light
- ▶ Tow Bar
- ▶ Propane Tank Tray and Mount
- ▶ Three Windows (24"x18") + Door Window for 6H-P
- ▶ Two Windows (24"x18") + Door Window for 4H

MSRP: From \$11,565

Love the freedom of having an ultra-light, easy to tow skid house, but looking for a little more comfort or elbow room? Stryker XL is a great option for angling with your favorite fishing buddy. The Stryker XL is also great for an overnight adventure on the ice. Featuring the same durable but lightweight construction as our other models, this skid house slides over the snow easily, getting you to the best, most remote fishing spots without compromising comfort and quality.

 **6' x 8'**

FLOOR PLAN OPTIONS



**Stryker XL 6H-P with
Helm Chairs**



**Stryker XL 4H With
Rollover Couch**



Weights only 760 lb

Depending on Floor Plan



Ambush
Outdoor Products

THE STRYKER

THE MOST LIGHTWEIGHT, THE
MOST VERSATILE

MSRP: From \$8,690

The Stryker skid house allows you to spend more time doing what you love and catch more fish. Moving to new locations and setting up has never been easier or faster. The Stryker can take you places in deep snow that a wheel house cannot. If lightweight and maneuverability is what you need, look no further. Featuring a strong chassis and skis, it allows the Stryker to be pulled from either direction for maximum versatility and convenience.

 **5.5' x 7'**



Weighs only 620 lb


Depending on Floor Plan



STANDARD FEATURES INCLUDE

- ▶ 12V Battery Tray and Hookup
- ▶ Interior Light
- ▶ Exterior Light
- ▶ Tow Bar
- ▶ Two Windows (24"x18") + Door Window for 4H
- ▶ Three Windows (24"x18") + Door Window for 4H-P

FLOOR PLAN OPTIONS



**Stryker 4H with Bench and
Heater**



Stryker 4H-P with Heater

ACCESSORIES



Solar Kits



Sonar Shelf



Coat Hook



Rattle Reel



Reflective Decal



48" x 8.5" Shelf



Window Shades



PVC Trim Rail



Ventless Heater



Steel Cup Holder



Direct Vent Heater



Benches



AquaTraction Floors



Swivel Hitch




Roku Smart TV & Mount



Power Inverters

VINYL OPTIONS

— Metallic — — Fish Camo —



SPEARFISHING

STRYKER SPEAR

COMPACT + DESIGNED WITH SPEARFISHING FIRST

MSRP: From \$8,690

Built on the same legendary skid house chassis as the Stryker and Slayer, the Ambush Stryker Darkhouse is a premier spearing house. The Darkhouse is completely blacked out on the inside giving optimal viewing into the water. Built with the same quality and strength in mind as

the other skid houses, the Stryker Darkhouse is designed to provide years of reliable use. Be one of the first people out on the ice to claim your best spearing location with this lightweight Darkhouse. Drop a camera down through one of the two standard angling holes and record all the action!

SLAYER SPEAR

THE JACK OF ALL TRADES

MSRP: From \$12,215

The same classic Slayer features and options, plus a spear-hole! This skid house is perfect for the type of outdoorsman who enjoys both angling and spearing.

Plus, it's great for both group trips and smaller outings. You never need to compromise with this Slayer skid house.

SLAYER DOUBLE SPEAR

NO MORE TAKING TURNS AT THE SPEAR HOLE!

MSRP: From \$11,805


A spear fisher's dream! This skid house is decked out with more space and optional features than the Stryker, and comes with spearfisher-friendly options not normally included in a Slayer model. For example, this model has a

dark interior and a reduced number of windows to help lure more fish in! Just like our other spear houses, the Slayer spear is light enough to easily get to all the best secret spots.

Black Interior and One Door Window for Minimal Light Intrusion



Stryker 4H-S with
Heater




Stryker 4H-S with
Bench and Heater

5.5' x 7'

 Weighs only 620lbs

Ask a dealer about standard features. Interior color & windows vary between layouts.



Slayer 4H-S with Benches

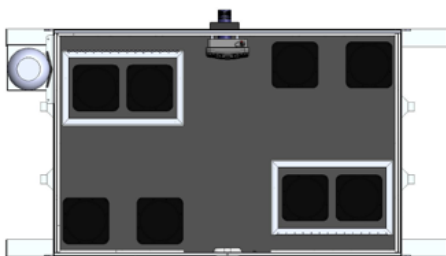


Slayer 8H-S with Heater

6.5' x 10'

 Weighs only 880lbs

Black Interior and One Door Window for Minimal Light Intrusion



Slayer 8H-DS (Dual Spear)

6.5' x 10'

 Weighs only 880lbs

MAKING MOMENTS THAT MATTER

